


# Surface Mount Basic Pressure Sensors



## Features

- 5 inH2O Full Scale to 100 psi Full Scale Pressures
- 0.5 % linearity
- Small LCC Footprint
- ROHS Compliant

## Applications

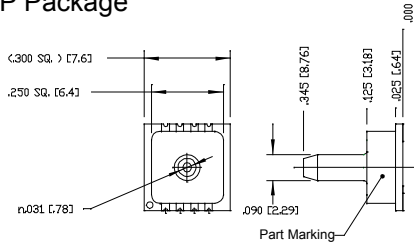
- Medical Instrumentation
- Environmental Controls
- HVAC

## General Description

The BASIC Series of pressure sensors use a silicon micromachined (MEMS) pressure sensor in the most basic configuration. The package is a ceramic surface mount configuration to provide the smallest footprint possible. Best temperature compensation is realized when the sensor has a constant current excitation. This series is intended for use with non-corrosive, non-ionic working fluids such as air, dry gases and the like. Specifications are written for constant voltage of 3.0 volts. The output of the device is ratiometric to the supply voltage.

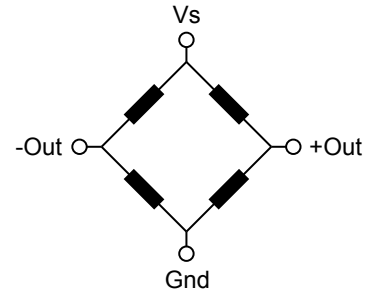
## Physical Dimensions

### LP Package

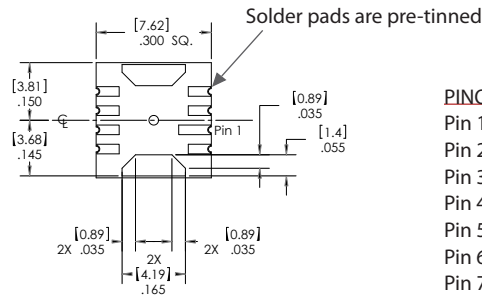
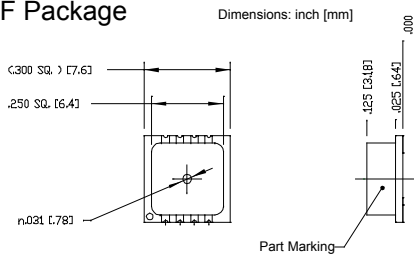


### PART MARKING

- L05G - 5 inH2O
- L10G - 10 inH2O
- 001G - 1 PSIG
- 005G - 5 PSIG
- 015G - 15 PSIG
- 015A - 15 PSIA
- 030G - 30 PSIG
- 060G - 60 PSIG
- 100G - 100 PSIG



### LF Package



### PINOUT

- Pin 1: Vs
- Pin 2: +out
- Pin 3: N.C. Reserved
- Pin 4: N.C. Reserved
- Pin 5: N.C. Reserved
- Pin 6: N.C. Reserved
- Pin 7: -out
- Pin 8: Gnd

## Approvals

MKT	DATE	MFG	DATE	ENG	DATE	QA	DATE
<input type="checkbox"/> As Is <input type="checkbox"/> With Change		<input type="checkbox"/> As Is <input type="checkbox"/> With Change		<input type="checkbox"/> As Is <input type="checkbox"/> With Change		<input type="checkbox"/> As Is <input type="checkbox"/> With Change	



## Pressure Sensor Characteristics Maximum Ratings

Supply Voltage VS	6 Vdc
Lead Temperature (soldering 2-4 sec.)	270°C

## Environmental Specifications

Temperature Ranges	
Operating	-25 to 85° C
Storage	-40 to 125° C
Humidity Limits	0 to 95% RH (non condensing)

## Standard Pressure Ranges

Ported	Non-ported	Sensitivity <sup>(1)</sup>				
Part Number	Part Number	Operating Pressure	Nominal	Std Dev.	Units	Proof Pressure
CSM-L05G-LP	CSM-L05G-LF	0 - 5 inH2O	8.40	±1.10	mV/inH2O	3 PSI
CSM-L10G-LP	CSM-L10G-LF	0 - 10 inH2O	1.65	±0.19	mV/inH2O	3 PSI
CSM-001G-LP	CSM-001G-LF	0 - 1 PSI	22.8	±2.60	mV/PSI	5 PSI
CSM-005G-LP	CSM-005G-LF	0 - 5 PSI	12.0	±1.50	mV/PSI	15 PSI
CSM-015G-LP	CSM-015G-LF	0 - 15 PSI	4.40	±0.58	mV/PSI	45 PSI
CSM-015A-LP	CSM-015A-LF	0 - 15 PSIA	4.40	±0.58	mV/PSI	30 PSI
CSM-030G-LP	CSM-030G-LF	0 - 30 PSI	2.30	±0.30	mV/PSI	100 PSI
CSM-100G-LP	CSM-100G-LF	0 - 100 PSI	0.96	±0.13	mV/PSI	200 PSI

## Common Performance Characteristic

Parameter <sup>(1)</sup>	Minimum	Nominal	Maximum	Units
Offset Voltage	--	±1.0	±5.0	mv
Temperature Effect on Offset <sup>(2)</sup>	--	±3	--	uV/V/°C
Temperature Effect on Resistance <sup>(2,6)</sup>	2300	2600	3300	ppm/°C
Temperature Effect on Span <sup>(2,6)</sup>	-1700	-2200	-2700	ppm/°C
Linearity error <sup>(4,6)</sup>	--	±0.2	±0.5	% FSS
Hysteresis error <sup>(6)</sup>	--	±0.01	±0.05	% FSS
Position Sensitivity (BST-L10G-xx) <sup>(6)</sup>	--	±0.01	±0.03	% FSS
Input Resistance <sup>(6)</sup>	2.7	3.3	4.0	kohms
Output Resistance <sup>(6)</sup>	2.7	3.3	4.0	kohms
Long term stability of span <sup>(3)</sup>	--	0.1	--	% FSS

### Specification Notes

NOTE 1: ALL PARAMETERS ARE MEASURED AT 3.0 VOLT EXCITATION, FOR THE NOMINAL FULL SCALE PRESSURE AND ROOM TEMPERATURE UNLESS OTHERWISE SPECIFIED. PRESSURE MEASUREMENTS ARE WITH POSITIVE PRESSURE TO THE SINGLE PORT CONFIGURATION.

NOTE 2: SHIFT IS RELATIVE TO 25°C.

NOTE 3: SHIFT IS WITHIN THE FIRST YEAR OF OPERATION.

NOTE 4: MEASURED AT ONE-HALF FULL SCALE RATED PRESSURE USING BEST STRAIGHT LINE CURVE FIT.

NOTE 5: THE SPAN IS THE ALGEBRAIC DIFFERENCE BETWEEN FULL SCALE OUTPUT VOLTAGE AND THE OFFSET VOLTAGE.

NOTE 6: PARAMETER IS CHARACTERIZED AND NOT 100% TESTED. MINIMUM AND MAXIMUM VALUES INDICATED AS A DESIGN REFERENCE.

All Sensors reserves the right to make changes to any products herein. All Sensors does not assume any liability arising out of the application or use of any product or circuit described herein, neither does it convey any license under its patent rights nor the rights of others.